


# BOARDING SCHOOL PREP GUIDE

2025-26



# TABLE OF CONTENTS

|    |  |
|----|--|
| 3  | <a href="#"><u>WELCOME – IMG ACADEMY CORE VALUES</u></a>           |
| 4  | <a href="#"><u>ENROLLMENT TO CAMPUS ARRIVAL JOURNEY</u></a>        |
| 5  | <a href="#"><u>PRE-ARRIVAL CHECKLIST</u></a>                       |
| 6  | <a href="#"><u>INTERNATIONAL STUDENT TRAVEL INFORMATION</u></a>    |
| 7  | <a href="#"><u>WHAT TO EXPECT ON CHECK-IN DAY</u></a>              |
| 8  | <a href="#"><u>2025-26 TUITION PAYMENTS FAQS</u></a>               |
| 10 | <a href="#"><u>HEALTH &amp; REGISTRATION FORMS – SCHOOLDOC</u></a> |
| 20 | <a href="#"><u>WELCOME TO THE OKTA PLATFORM</u></a>                |
| 21 | <a href="#"><u>OKTA DASHBOARD</u></a>                              |
| 22 | <a href="#"><u>COURSE SELECTION</u></a>                            |
| 23 | <a href="#"><u>LEARNING RESOURCE CENTER</u></a>                    |
| 24 | <a href="#"><u>THE BOARDING EXPERIENCE</u></a>                     |
| 25 | <a href="#"><u>HOUSING PORTAL &amp; DORM UPGRADES</u></a>          |
| 32 | <a href="#"><u>WHAT TO PACK - DORM ROOMS</u></a>                   |
| 33 | <a href="#"><u>WHAT TO PACK - FOR SPORT &amp; SCHOOL</u></a>       |
| 36 | <a href="#"><u>STUDENT ENGAGEMENT</u></a>                          |
| 37 | <a href="#"><u>REACH: STUDENT LEAVE REQUEST SYSTEM</u></a>         |
| 38 | <a href="#"><u>VEHICLE &amp; PARKING INFO</u></a>                  |
| 39 | <a href="#"><u>CAMPUS SAFETY &amp; INCLEMENT WEATHER</u></a>       |
| 40 | <a href="#"><u>JHACH HEALTH SERVICES</u></a>                       |
| 42 | <a href="#"><u>TRANSPORTATION</u></a>                              |
| 43 | <a href="#"><u>ON-CAMPUS DINING</u></a>                            |
| 44 | <a href="#"><u>FAMILY ACCOMODATIONS &amp; LOCAL AREA INFO</u></a>  |
| 45 | <a href="#"><u>IMG ACADEMY DIRECTORY</u></a>                       |
| 46 | <a href="#"><u>PREMIER PARTNERS</u></a>                            |

# WELCOME – IMG ACADEMY CORE VALUES



## CORE VALUES

OPEN MIND

PASSIONATE SOUL

ABSOLUTE INTEGRITY

CHAMPION'S SPIRIT

HELPFUL HEART

## MISSION:

To empower student-athletes to win their future, preparing them for college and for life.

## PHILOSOPHY:

The IMG Academy faculty and staff seek to meet the unique needs of the diverse student- athlete population we serve through an eclectic approach to learning by providing a 12:1 student-to-teacher ratio. Emanating from a desire to challenge and engage actively, we strive to identify and develop each learner's inherent ability and capacity for intellectual growth. Passion drives our efforts to provide a quality learning environment for our student-athletes and the encouragement they need to succeed. We are committed to serving the whole learner and are devoted to creating a sense of belonging that transcends learning differences and builds an abiding esprit de corps. As Ascenders, we believe in always reaching, forever striving, and never being satisfied with the status quo.

## PROGRAM PURPOSE:

At IMG Academy, we provide a personalized, purpose-driven learning environment in which we challenge student-athletes to master a broad range of skills and competencies. We believe passion drives, drive focuses, and focus empowers rigor and quality performance; and it is that belief that defines our foundational approach to growth, both in the classroom and on the field. Equally important is our embedded emphasis on character development and social responsibility, which we adjudge to be a vital component in our quest to prepare student-athletes for the next step in their life's journey.

# WHAT TO DO BEFORE YOU ARRIVE

## YOU'RE ENROLLED!

Congratulations! You're officially part of the Ascender Family!  
Follow these steps to begin preparing for your arrival to campus.

### COMPLETE THE CHECKLIST

Make sure you complete all required forms, sign up for housing (if needed), and set up your necessary apps and billing before you arrive.

A comprehensive check-list is on the next page.

### GET READY TO TRAVEL!

- Review the [What to Bring Guide](#) and [School Supplies Lists](#) to ensure you have everything packed.
- Set up [transportation](#) & [hotel reservations](#) for check-in weekend!

### WELCOME TO CAMPUS!

- Review what to expect on [Check In Day!](#)
- Make sure you have everything you need for check in day!

### ACTIVATE YOUR ACCOUNTS

- Okta (SSO)
  - REACH
  - [Teamworks](#)
  - [Blackbaud](#)
  - [Housing Portal](#) (Boarding Students ONLY)
- [SchoolDocs](#)

### NEED TO KNOW INFORMATION

- [Boarding School Resource Page](#)
- [Campus Safety](#)
- [JHACH Health Services](#)
- [Student Engagement](#)
- [Transportation](#)
- [Dining Options](#)
- [Campus Map](#)
- [Staff Directory](#)
- [Family Accommodations & Local Area Information](#)

If you have any questions or need further assistance prior to arrival, you may email [IMGA School Support](#) or call 941-749-8757



# PRE-ARRIVAL CHECKLIST

Below is your pre-arrival checklist, containing all the information and resources needed for a smooth check-in. Please review this checklist with your student-athlete to help them prepare for boarding school.  
We look forward to welcoming you to campus!

## HEALTH FORMS:

- ☐ Upload signed and stamped Physician's Report (Must be on IMG Academy Physician's Report template, **dated 6.1.25 or later**)
- ☐ Upload medical clearance - cardiac, current injury, allergy plan, etc. (if applicable)
- ☐ Upload valid insurance card. Please note that the policy needs to cover the entire 2025-26 Academic Year.
- ☐ Upload signed and stamped immunization records.
- ☐ Obtain DH680/DH681 form from Florida Department of Health (Day Students Only).
- ☐ Complete the Local Guardian information (Day Students Only).
- ☐ Confirm completion and clearance with IMG Academy Boarding School Support Team - [imga.schoolsupport@imgacademy.com](mailto:imga.schoolsupport@imgacademy.com)

## ACADEMIC INFORMATION:

- ☐ [Request official transcripts](#) from current school; wait for confirmation of receipt from [transcripts@imgacademy.com](mailto:transcripts@imgacademy.com) that will outline next steps.
- ☐ Complete Course Registration Planning Form & schedule a call with College Counselor via the link provided in the confirmation email from [transcripts@imgacademy.com](mailto:transcripts@imgacademy.com)
- ☐ Confirm access to Okta (SSO) for student-athletes & confirm access to Blackbaud for parents.

## CAMPUS EXPERIENCE:

- ☐ Log in to the [Housing Portal](#) and complete the Housing Application (Boarding Students Only).
- ☐ Review "[What To Bring Guide](#)" - School Supplies list, Required Sports Gear, Dorm Room Packing list (Boarding Students Only).
- ☐ Review the Student & Parent Handbook.
- ☐ Order school uniform package ([Shop.IMGAcademy.com/collections/school-uniforms](https://shop.imgacademy.com/collections/school-uniforms)).

## TUITION & BILLING:

- ☐ Process tuition payment according to the selected payment option on the Tuition Enrollment Agreement.
- ☐ Confirm tuition account is current by emailing [ar@imgacademy.com](mailto:ar@imgacademy.com) or call 941-739-7303.
- ☐ Review [Tuition Payment FAQs](#)

## OTHER PRE-ARRIVAL TO DO'S:

- ☐ **Activate your accounts - [Blackbaud](#), [Teamworks](#), [Reach](#), [Housing Portal](#) (if applicable).**
- ☐ Review [I-20 Information](#) (International Students Only).
- ☐ Select time slot for arrival via Teamworks (to be released no later than July 15 except for football, which will be released July 1).
- ☐ Set up [Airport Transportation](#) through Dolphin Transportation and/or confirm [Legacy Hotel](#) reservation (Promo Code: BOARDSCHOOL), if needed.
- ☐ Email passport picture for IMG Academy ID to [CampuDesk@imgacademy.com](mailto:CampuDesk@imgacademy.com) (Please include student's name and sport).
- ☐ Review [IMG Academy's Name, Image, & Likeness \(NIL\) Policy](#)

# INTERNATIONAL STUDENT TRAVEL INFORMATION

## DOCUMENT CHECKLIST

When you travel to IMG Academy, you must carry the following documents with you:

- Passport
- Visa
- Form I-20
- SEVIS receipt
- Letter of acceptance from the school
- The address of where you will be staying
- The telephone number of IMG Academy in case problems at the airport
  - 941-755-1000
  - 941-650-1000

### **DO NOT PACK THESE IN YOUR CHECKED BAGGAGE**

Keep these documents at hand to show to the Customs Officials and when you come to the IMG Academy Orientation.

## PORT OF ENTRY: ARRIVING IN THE US

New (initial) students with an F-1 student visa may be admitted to the U.S. up to 30 days before their course of study begins.

All visitors entering the USA must state their reason for entering the country. If you are attending IMG Academy, and are in possession of a valid SEVIS form, tell the CBP Officer that you are a student.

Once your inspection to successfully completed, the inspecting officer may:

- Stamp your passport. For F-1 visa holders, the stamp must say D/S.
- Students who do not have "D/S" written on their I-94 or on a stamp in their passport must check their I-94 arrival record online: <https://i94.cbp.dhs.gov/i94/#/home>. If you arrived in student status, your record will say F-1 D/S. In case it states anything else, please contact your International Student Advisor immediately. Students should report to their school within 30 days of the date that appears on the SEVIS I-20 form to register for courses or to validate their intended participation. Failure to do so may result in serious consequences.

## IMG ACADEMY CHECK-IN

We will need a number of documents to facilitate the international student check-in process. Please bring the following items to the Admissions & Enrollment Office:

- Your passport with visa
- Original I-20 form (this document has three pages)

# WHAT TO EXPECT ON CHECK-IN DAY

**Check-In Day at IMG Academy is an exciting start to your journey with us! We strive to make this process as smooth and efficient as possible. Here's what you can expect:**

## DURATION

The check-in process typically takes about 1-2 hours. However, this timeframe can vary depending on how many pre-arrival tasks have been completed ahead of time.

## ADDITIONAL TIME FOR BOARDING STUDENTS

If you are moving into the dorms, please plan for additional time beyond the initial check-in process to settle into your new home.

## SAMPLE CHECK-IN ITINERARY:

### MORNING:

#### 2 HOURS: ARRIVE TO CAMPUS, PACKET & ID PICK-UP & COMPLETE CHECKLIST

- Collect your welcome packet, checklist and Student ID.
- Complete checklist as required.

#### 1 HOUR: MOVE-IN

- Boarding students move into dorms with the help of our welcome team.
- Day students tour the campus and meet their day advisors.

#### 1 HOUR: LUNCH BREAK

- Enjoy a meal in the Campus Center and mingle with fellow students and faculty.

### AFTERNOON:

#### 2 HOUR: FREETIME AND UNPACKING

- Settle in, unpack, and get comfortable in your new space.

#### 1 HOUR: DAY STUDENTS & FAMILIES MEET & GREET

- Day Students and families can meet with the Student Life Day Student Manager.

#### 1 HOUR: DINNER BREAK

- Enjoy a meal from one of our on-campus dining options in the Campus Center or at the ICON Eatery & Bar located at the Legacy Hotel.

### EVENING:

#### 1 HOUR: SPORT ORIENTATIONS

- All students are required to attend their respective sports' orientation meeting to be introduced to the sport staff.

#### END THE DAY: DORM FLOOR MEETINGS (ALL DORMS)

- All boarding students required to attend their floor meetings before curfew to meet their Primary Residential Mentor.

**We are thrilled to welcome you to our Ascender Family and look forward to supporting you throughout your time at IMG Academy. Please make sure all forms are completed and submitted prior to your arrival to ensure a smooth check-in process.**

# 2025-26 TUITION PAYMENTS FAQs

## WHAT IS THE PROCESS FOR PAYING THE TUITION AFTER COMPLETING ENROLLMENT?

In order to finalize enrollment, a deposit of \$10,500 (Domestic Students) or \$11,600 (International Students) would need to be submitted and processed

- This deposit will go towards the total tuition due.

After enrollment is confirmed, families will receive an invoice via email from our accounting team outlining the balance on the tuition payment.

- Invoices typically start being sent mid-May. If enrollment is finalized after June 1, invoices will be sent within 3 weeks of enrollment.

First payment after enrolling will be due on June 1st. IMG Academy offers two payment options:

- Pay in Full Option
- Remaining balance can be paid via wire transfer or check
- 10 Month Payment Plan Option
  - Monthly payments may be done via wire transfer, check, or credit card via the online payment portal.

## HOW IS THE 10-MONTH PAYMENT PLAN BROKEN UP?

An initial payment of is due on June 1st with the remainder of the payments being due on the 1st of each month for the next 9 months (July - March).

- A credit card may be placed on file for payment plans.

Regardless of the enrollment date, the tuition account must be up to date by Check-In Day, per the payment structure outlined on the Tuition Enrollment Agreement for a student-athlete to begin sport and school activities.

## WHAT HAPPENS IF I ENROLL AFTER JUNE 1ST, BUT WANT TO TAKE ADVANTAGE OF THE PAYMENT PLAN?

If a family enrolls after June 1st and choose the Payment Plan option, the family will be responsible for catching up on the prior due dates.

For example, a family who enrolls on July 15th will be responsible for paying the June 1st and July 1st payments.

## CAN I CHANGE MY PAYMENT PLAN OPTION?

Families can change between the 'Pay in Full' options and 'Payment Plan' option up until Check-In Day. After Check-In, the selected payment option is final.

## IF I PAY OFF MY PAYMENT PLAN EARLIER THAN 10 MONTHS DOES MY TOTAL AMOUNT OWED CHANGE?

The total amount owed is determined based on the selected payment plan option. If the Payment Plan option is selected, amount owed is the amount listed on the Tuition Enrollment Agreement regardless of payoff date.

# 2025-26 TUITION PAYMENTS FAQs - CONT'D

## HOW DO I SET UP AUTO PAY FOR MY MONTHLY PAYMENTS?

In order to enroll in Auto Pay, please email: [ar@imgacademy.com](mailto:ar@imgacademy.com)

## WHAT IF I FALL BEHIND ON MY MONTHLY PAYMENT AFTER CHECK-IN?

If a family knows they will be going to be late on a payment, please communicate with us as soon as possible so we can work together on a plan to keep the account current.

- If payment has not been received by the 20th of the month, a student-athlete may be withheld from Sport Activities.
- If payment has not been received by the 25th of the month, a student-athlete may be withheld from Academics.

## WHAT ARE THE WIRE TRANSFER INSTRUCTIONS?

Please send wire transfers via regular wire.

- Funds sent via ACH transactions may not be immediately identified and may be delayed in posting to the Student Account.
- Please reference the student-athlete's name and Opportunity number in the notes.
- Processing fees may be incurred during the transfer and they are the responsibility of the family.
- The amount of the credit to the tuition account will be the exact dollar amount received by IMG Academy.

### WIRE TRANSFER INSTRUCTIONS

**Wire Payments to:** HSBC Bank USA NA

**Address:** 66 Hudson Blvd, New York, NY 10001

**Beneficiary Name:** IMG Academy, LLC

**Routing #:** 021001088

**Swift Code:** MRMDUS33

**CHIPS ABA#:** 0108

**Credit Account:** #157752011

## HOW DO I MAIL A CHECK?

Please mail payments to:

**IMG Academy, LLC**

**Attn: Accounting Prep School AR**

**5500 34th Street West**

**Bradenton, Florida 34210**

- Please reference the student-athlete's name and Opportunity number in the notes.
- IMG Academy advises to mail the check with a tracking number as this will help ensure that the check makes it to the right department.

## WHO TO CONTACT WITH QUESTIONS?

For all questions regarding an invoice or a student-athlete's balance, please email [ar@imgacademy.com](mailto:ar@imgacademy.com) or call 941-739-7303

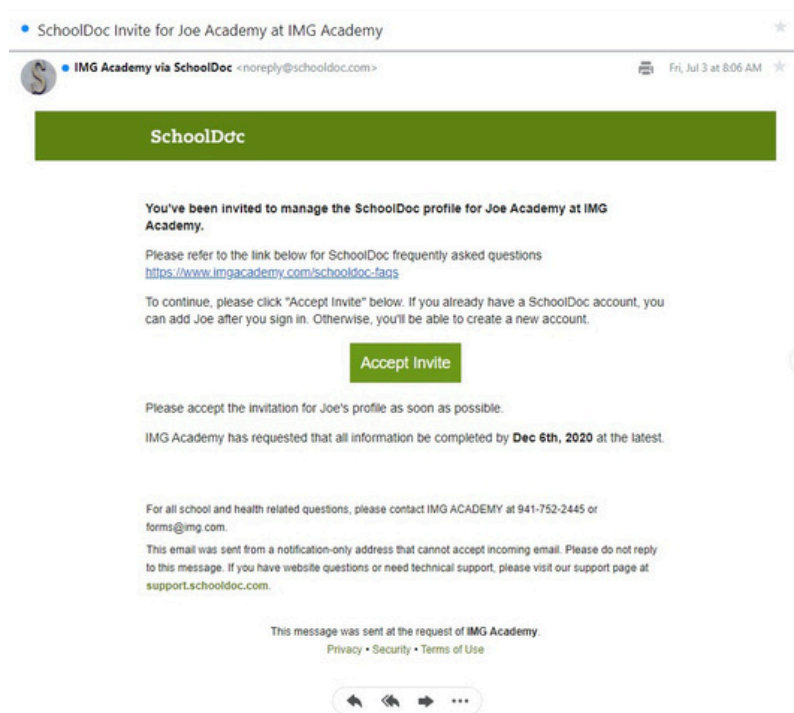
# HEALTH & REGISTRATION FORMS - SCHOOLDOC



IMG Academy requires all student-athletes to complete registration & health forms before participation in our Boarding School program, including an IMG Academy Physician's Report and immunization record.

All required registration & health forms must be completed 30 days before campus arrival. If you have enrolled within 30 days of your arrival date, connect with the Boarding School Support team to ensure all forms are received and cleared prior to campus arrival. Once you have submitted all of your forms, our Boarding School Customer Support Team will review them to ensure that they have been filled out appropriately.

Below is an example of what an email invite from SchoolDoc will look like.



## CAN'T ACCESS YOUR ACCOUNT?

- Visit [App.schooldoc.com](https://app.schooldoc.com), and select Reset Password
- If you're unable to do this, email the IMG Academy Boarding School Customer Support Team at [IMGA.SchoolSupport@imgacademy.com](mailto:IMGA.SchoolSupport@imgacademy.com) or call 941-749-8757.

## HELPFUL TIPS

### HOW DO I COMPLETE MY FORMS?

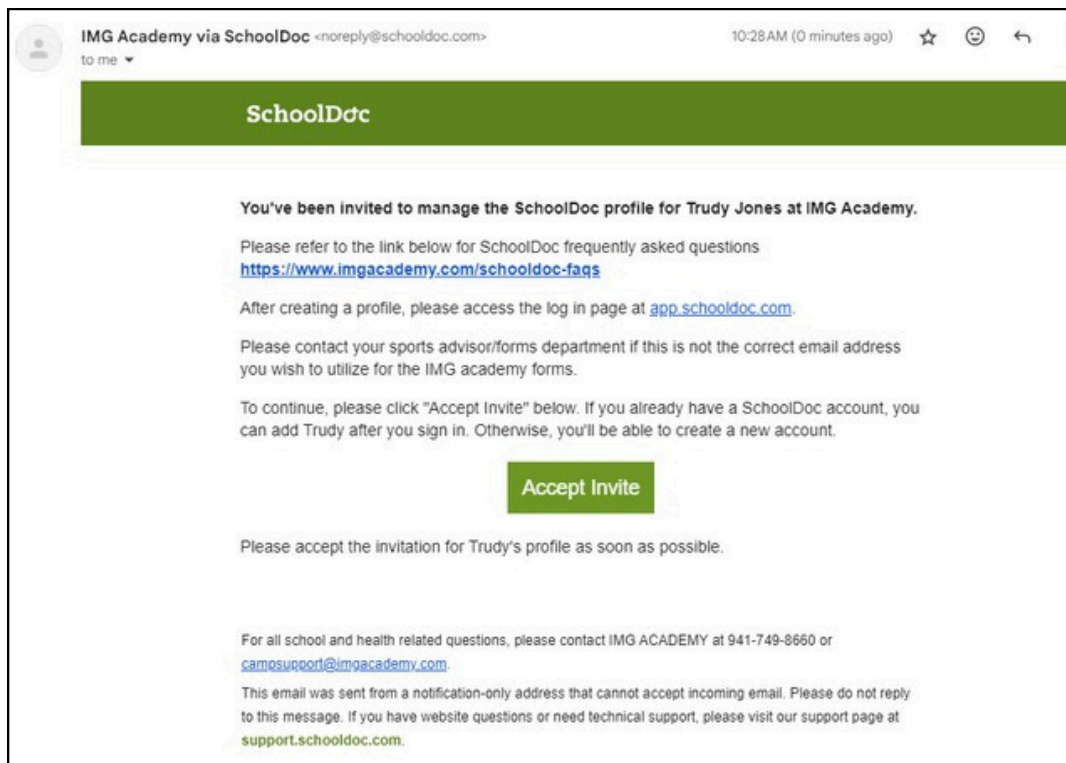
Forms need to be submitted via SchoolDoc. You should have received instructions on setting up your account in your confirmation email. If you have not received those details, please contact the Customer Support Team at [IMGA.SchoolSupport@imgacademy.com](mailto:IMGA.SchoolSupport@imgacademy.com).

### WHAT IF I CAN'T COMPLETE ALL THESE FORMS BEFORE CHECK-IN?

We are happy to help you as much as we can in order to get them complete, but failure to complete these forms can delay your student's ability to participate in sport activities.

## ACTIVATING YOUR SCHOOLDOC ACCOUNT

1. Once notified by the Enrollment Office that you are fully enrolled into the Boarding School program, you will receive your invitation to SchoolDoc within 24-48 hours. The email will come directly from SchoolDoc to “Accept Invite” to your student-athlete’s health profile, similar to the image below:



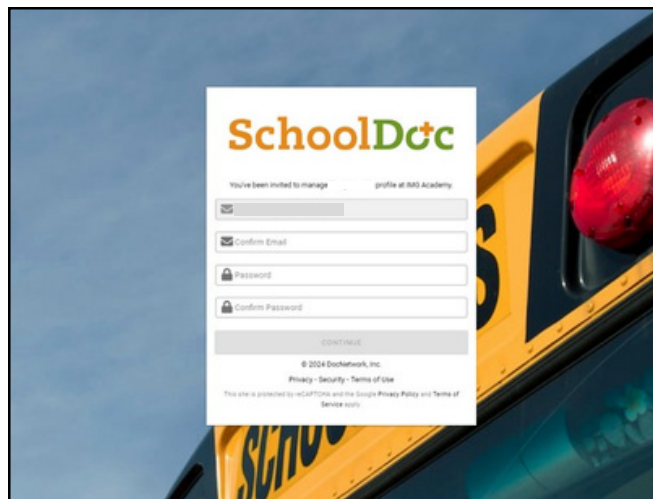
## TROUBLESHOOTING TIPS

If the Accept Invite link is invalid or expired:

- Visit [App.schooldoc.com](https://app.schooldoc.com) and select 'Reset Password.' The email will also be the same one that you're receiving email notifications from IMG Academy as well as your initial invite from SchoolDoc.
- If you're unable to do this - Reach out to [IMGA.SchoolSupport@imgacademy.com](mailto:IMGA.SchoolSupport@imgacademy.com) or 941-749-8757

## SETTING UP YOUR ACCOUNT

2. You will be prompted to create an account with the email address you were invited with.



3. After you're signed in, you will be prompted to click **"Account Settings"** and then **"Accept Invite(s)."**

4. Once you've accepted the invite, you will be prompted to add your personal information as a parent/legal guardian (name, phone, address).

- As a parent/legal guardian, you should fill in this section with your own contact information. You will be able to add additional contact information, including your student-athlete's details, at a later time.
- Click **"Confirm"** once all information is complete in this step, and then **"Save"** to move forward.

**About You**

**1** Please complete the form below with your information as the owner of the account. If you are using SchoolDoc for someone other than yourself (e.g., your child), please **do not** enter their information here. Any field outlined in red requires a response.

\* First Name  \* Last Name

\* Email Address

\* Phone Number  I would like to receive text message alerts.

\* Street Address

Enter a location

Address Line 2 (Optional)

Apartment, suite, unit, building, etc.

City  State/Province

Postal Code  Country



# HEALTH & REGISTRATION FORMS - SCHOOLDOC

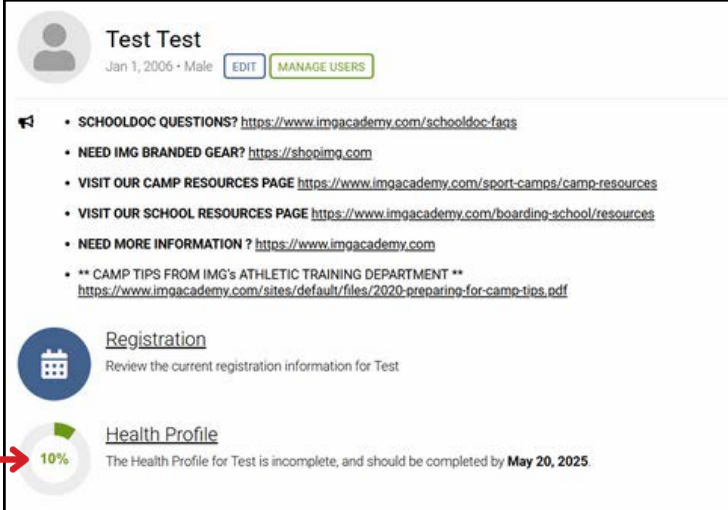
5. You will then be taken to your profile where you can manage your Registration and Health Profile. This is where you will see your progress on the Health Profile, as well as access important resources and documents.

**Note:** Your School + IMGA Forms status will need to be marked as **CLEARED** in order to participate in on-campus programming. Please be aware that your completion percentage may not be 100% if one of the following applies:

- Completed but not cleared = 94%
- Cleared = 80%
- Not Started = 77%
- Completed but not cleared = 96%

If you have more than one child enrolled in Boarding School, you will see both of their profiles on the left side of the screen. Select the student-athlete's name you would like to complete their information for to move forward from this screen.

**IMPORTANT NOTE:** If you'd like to invite another user to be able to view your SchoolDoc account, please navigate to your main Profile page, and then select **Manage Users**. You will then enter the email address and click **"Add User."**



The screenshot shows a user profile for 'Test Test' (Jan 1, 2006 • Male) with 'EDIT' and 'MANAGE USERS' buttons. Below the profile is a list of links: 'SCHOOLDOC QUESTIONS?', 'NEED IMG BRANDED GEAR?', 'VISIT OUR CAMP RESOURCES PAGE', 'VISIT OUR SCHOOL RESOURCES PAGE', 'NEED MORE INFORMATION?', and '\*\* CAMP TIPS FROM IMG's ATHLETIC TRAINING DEPARTMENT \*\*'. At the bottom, there are two circular progress indicators: 'Registration' (100%) and 'Health Profile' (10%). A red arrow points to the 'Health Profile' indicator, which has a note: 'The Health Profile for Test is incomplete, and should be completed by May 20, 2025.'

# HEALTH & REGISTRATION FORMS - SCHOOLDOC

6. Select **"Health Profile"** to continue. If you select **"Registration"** you will see the important documents as well as details about your upcoming registrations.

**NOTE:**

- Red Dot = Incomplete
- Green Check = Complete

- General Information
- Emergency Contacts
- Medications
- Allergies
- Participant Health Records
- Orthopedic History
- Immunizations
- Authorizations
- Johns Hopkins All Children's Hospital Forms
- ✓ -- SCHOOL FORMS --
- School: Local Guardian Info
- School: Insurance
- School: Physician's Report
- School: GSSI form
- School: Authorizations
- School: Completion Authorization
- School: IMG forms approval status
- ✓ -- END SCHOOL FORMS --

# HEALTH & REGISTRATION FORMS - SCHOOLDOC

7. On the right-hand side, select '**General Information**' to start the electronic forms process.

You can complete the forms in any order, but they all must be completed in order to participate in on-campus programming.

- **Note:**
  - Red Dot = Incomplete
  - Green Check = Complete

For all signatures to be authorized, Parents must select "**Accept Authorization.**"

- **Note:** The red bars will turn green once you type in the appropriate information, but will not automatically save if you do not click the green "**Accept Authorization**" button.

Your LEGAL 'First and Last Name' is for whom ever is signing/filling out the forms (a parent/legal guardian).

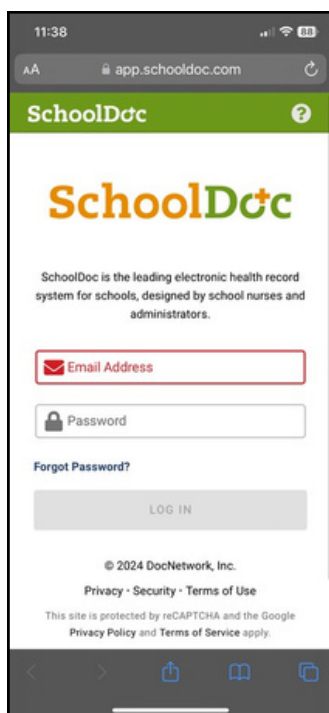
- **Note:** Some sections will require the student-athlete's signature. Please ensure to review ALL signatures to make sure the appropriate person signs with their LEGAL First AND Last Name.

8. Selecting the "**Next Step**" button at the bottom of the screen will move you from one section to the next. You will need to complete each blank section or item on a screen in order to change the section from red (incomplete) to green (complete.)

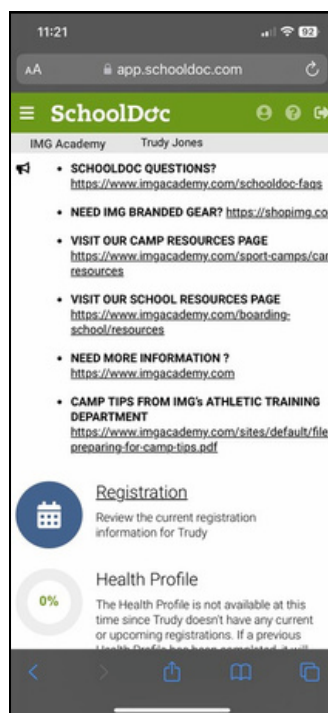
**NOTE:** Some sections will require you to click "**Accept Authorization**" or "**Accept Section**" before you click "**Next Step**" in order to be marked as complete.

# HEALTH & REGISTRATION FORMS - SCHOOLDoc

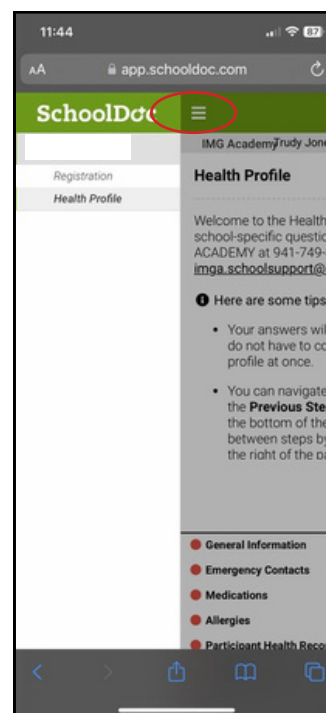
## HOW TO UPLOAD A PHOTO



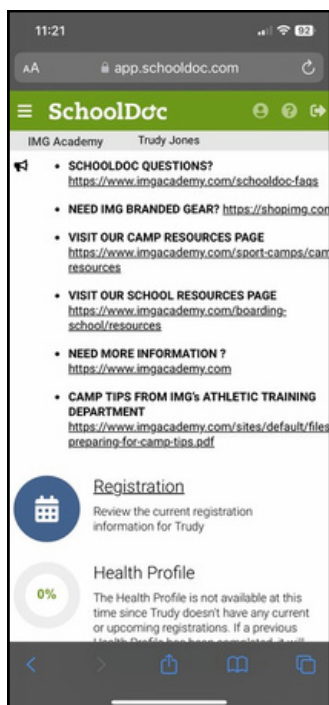
Login page



Screen after login.



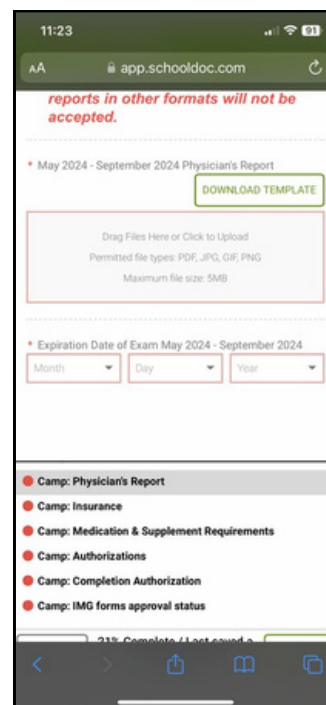
If you have more than one participant, you can navigate from either participant by selecting the drop-down menu in the top left hand corner. You may select the participant you wish to work on.



Once the correct student-athlete is selected, you must scroll down to reach their health profile. Select 'Health Profile.'

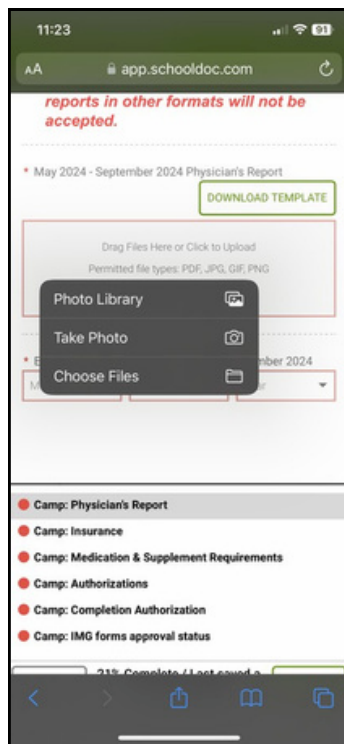


Here the screen splits in two. The top half of the screen is the form you are currently on/have selected. The bottom half can be used to navigate to a section that requires an upload/must be completed.

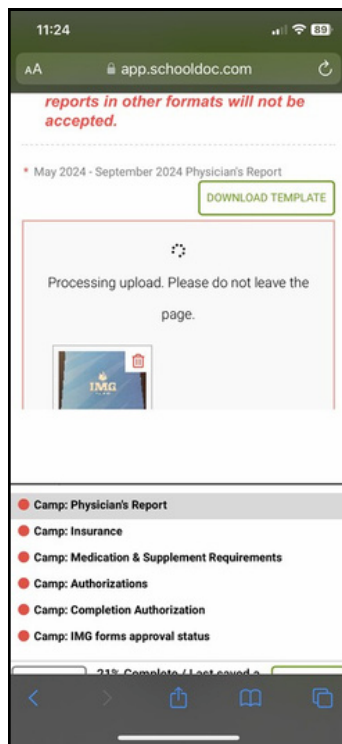


How to upload hard copy forms if unable to upload forms using a computer. Select/click into upload box.

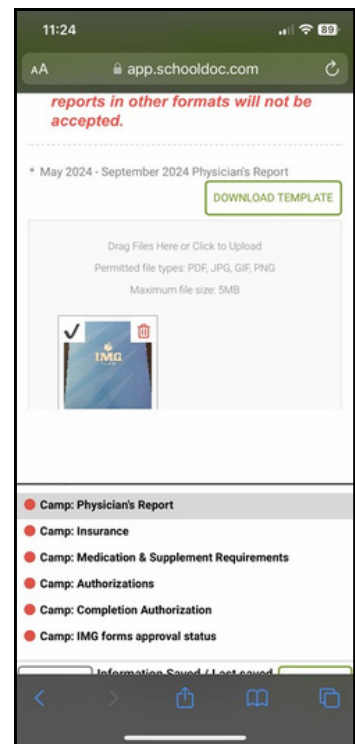
# HEALTH & REGISTRATION FORMS - SCHOOLDOC



Select from the two options to take/upload a photo from photo library.



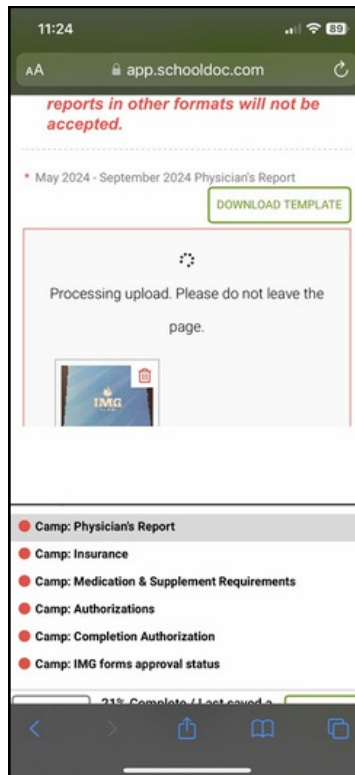
Once photo has been taken or chosen from the library, SchoolDoc will take a moment to upload/save form.



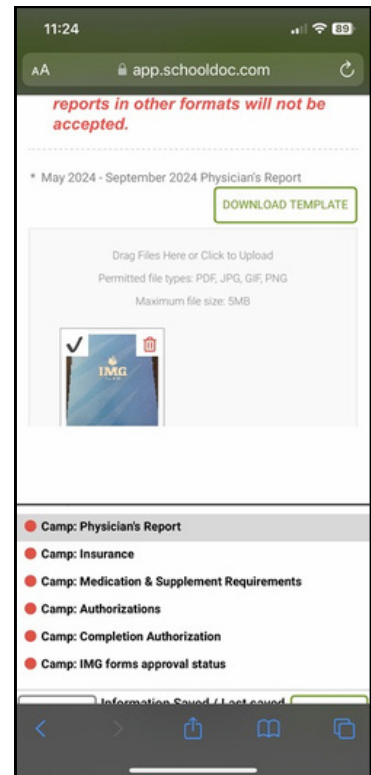
Once the photo/form is completely uploaded, a check mark will appear.



This is what the image looks like when you take a photo. If library option is used, then their photo library will pop up, and you can select the correct image.



This image shows SchoolDoc processing an image upload.



A photo was successfully uploaded when a check mark appears.

## SCHOOL DOC FAQs

### WHEN WILL I RECEIVE AN EMAIL FROM SCHOOLDOC?

You will receive a welcome email from SchoolDoc within 24 hours of enrollment. The email will be sent to the person who signed the Tuition Enrollment Agreement (TEA).

### WILL I HAVE TO CREATE A NEW LOGIN EACH TIME I REGISTER FOR BOARDING SCHOOL?

A new login will not be required each time. SchoolDoc will send an incomplete profile reminder email for returning students or another student associated with the same parent.

### WHAT SHOULD I DO IF I HAVEN'T RECEIVED THE EMAIL FROM SCHOOLDOC?

Please contact IMG Academy's Support Team at [IMGA.SchoolSupport@imgacademy.com](mailto:IMGA.SchoolSupport@imgacademy.com), or call them at 941-749-8660. Students may also need to contact their Sport Advisor to ensure they have completed the enrollment process.

### WHAT IF I HAVE TWO CHILDREN COMING TO SCHOOL?

If you have more than one child enrolled in the school, you will see all of their names after you register in SchoolDoc. This appears on the left panel after you login.

### WHAT HAPPENS IF I FORGOT MY LOGIN INFORMATION OR CANNOT LOCATE THE ORIGINAL EMAIL FROM SCHOOLDOC?

Please contact the Support Team at [IMGA.SchoolSupport@imgacademy.com](mailto:IMGA.SchoolSupport@imgacademy.com), or call them at 941-749-8660

### IF I'M A RETURNING STUDENT/PARENT OF A STUDENT, DO I NEED TO LOG BACK INTO SCHOOLDOC?

As per IMGA policy, returning students will need to review the information previously submitted and provide authorization. Physical exam reports and Immunization details must be uploaded again and will be verified by the Support Team. You may re-upload the documents if they are still valid. The electronic submission process will assist our teams in continuing to provide you with excellent service.

### CAN I COMPLETE THE FORMS ON MY MOBILE DEVICE?

SchoolDoc can be used on a mobile device, however there is no Mobile App version available. The system is reactive to mobile devices.

### WHEN DO I NEED TO COMPLETE THE FORMS IN SCHOOLDOC BY?

Forms are due and should be completed 30 days prior to the start of your arrival to provide enough time for our staff to review and verify completeness.

### WHAT IF I ENROLL AND MY ARRIVAL DATE IS WITHIN THE NEXT 30 DAYS?

Our Support Team will work with you to complete as much of your profile as we can prior to arrival. If there are any areas you have not completed, then your student will be held out of sport activities until completed.

### DO I HAVE THE OPTION TO COMPLETE FORMS AND FAX/EMAIL THEM VERSUS SETTING UP THE ACCOUNT?

Per IMGA policy, all forms should be submitted electronically via [app.schooldoc.com](http://app.schooldoc.com)

## SCHOOL DOC FAQs - CONT'D

### **ARE THERE CERTAIN BROWSERS THAT SCHOOLDOC WORKS BEST ON?**

Google Chrome, Firefox, Microsoft Edge, and Safari. Internet Explorer is not supported.

### **CAN I ADD AN AUTHORIZED USER FOR MY CHILD IN SCHOOLDOC?**

If you are an authorized user of a participant's profile, you can add new authorized users to the profile through the 'Manage Users' option. An invite will be sent to the additional user.

### **WHY AM I RECEIVING REMINDER EMAILS EVEN IF ALL THE STEPS ARE COMPLETE FROM THE STUDENT PERSPECTIVE?**

The Support Team will review all of the forms and will provide an approval in the last step: 'IMG forms approval status.' The completion will be set to 100% after this, then you are cleared to participate in sport activities.

### **WILL SCHOOLDOC SEND ME REMINDERS?**

SchoolDoc will send the initial invite and reminder, however subsequent reminder emails will be sent by IMG Academy.



# WELCOME TO THE OKTA PLATFORM



Okta is a single sign-on platform that provides student-athletes with access to all their IMG Academy portals and technology tools without having to bookmark each page.

Key features of this platform include:

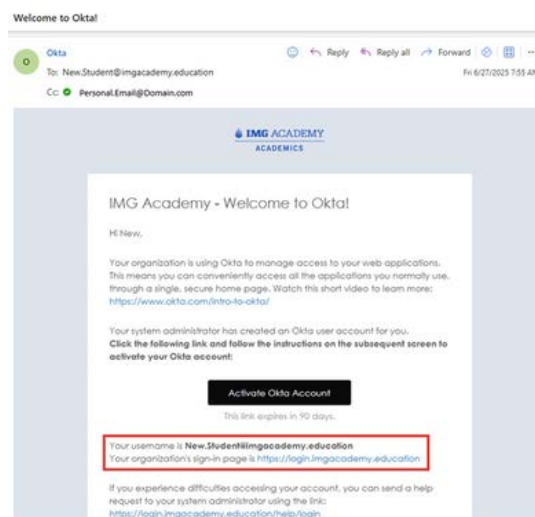
- **CONNECTED TO YOUR IMGACADEMY.EDUCATION EMAIL ADDRESS**
- **USE OKTA TO GET TO ANY OTHER APP YOU NEED**
- **NO NEED TO REMEMBER PASSWORDS!**

To get started setting up the student-athlete's account, follow the steps below:

## Step 1: Welcome to Okta!

You'll receive an email from Okta in your personal email with the subject line: "Welcome to Okta!"

- The email includes your username and a link to log in.
- Bookmark the link for daily access.



## Step 2: Activate Your Account

- Click the "Activate Okta Account" button in the email.
- Create your password (make sure to follow the requirements).
- Then, choose one of these authentication options (see picture below). Google and Okta authenticators can be downloaded from your cellphone's app store.

## Step 3: (Optional) Add a Second Authenticator

After setting up your first method, you can click continue or choose to add a second authenticator.

## Step 4: You're In!

Click Continue to go to your Okta Home Page. This is where you'll find all the tools and apps you need for the school year.

### NEED HELP?

Email [StudentHelp@imgacademy.education](mailto:StudentHelp@imgacademy.education) or [click here to watch a video tutorial for a step-by-step guide.](#)

### Required now



#### Google Authenticator

Enter a temporary code generated from the Google Authenticator app.

[Set up](#)



#### Okta Verify

Okta Verify is an authenticator app, installed on your phone or computer, used to prove your identity

[Set up](#)



#### Phone

Verify with a code sent to your phone

[Set up](#)



## APPS AVAILABLE THROUGH OKTA

All of the tools and resources listed below are available through your OKTA account. These apps will support your academic journey, athletic development, communication, and overall success at IMG Academy. Log in to OKTA to access them throughout the year.

### ACADEMIC RELATED APPS

- **Blackbaud:** School Information System (SIS) for student records, class schedules and academic information.
  - Schedules for the 2025 Fall Semester will be available on **August 18**.
- **IMG Academy Online Shop:** online store for purchasing school merchandise for supplies - check it out now!
- **IMG Academy Resource Page:** A hub of resources to help families navigate IMG Academy life. This page will be updated year round.
- **IMG Academy School Supply List:** School-required materials and supplies for the upcoming year.
- **IMG Academy Student-Athlete & Parent Handbook:** outlines policies, expectations and guidelines for student-athletes and parents.
- **Order your textbooks:**
  - This link will be available on **August 22**.
  - When prompted, use the code **IMGBooks**.

### MICROSOFT OFFICE 365 APPS

- **The full suite of applications are available including:**
  - Microsoft Word
  - Microsoft PowerPoint
  - Outlook Email
  - Microsoft Excel
  - Microsoft Teams
  - OneDrive

### COLLEGE PREP AND COMMUNICATION TOOLS

- **Naviance-Student:** College and Career Planning Platform
- **NCSA Elite Membership Profile:** A valuable tool in your college recruiting journey that will be used in partnership with your College Counselor and Head of Placement in Sport.
  - High school (9th, 10th, 11th, 12th & PG) student-athletes only.
  - Access to profiles will be available 48 hours prior to check-in.

### HOUSING, COMMUNICATION AND PERFORMANCE PLATFORMS

- **Reach:** A boarding school management tool used to submit and approve off-campus leave requests, track attendance, and manage permissions.
- **Housing Portal (StarRez):** Portal used to submit your housing application, select your roommate & complete your roommate agreement after you have moved in.

### APPS AVAILABLE THROUGH TEAMWORKS

- **Teamworks HUB:** Athlete communication and sport scheduling app.
  - **Teamworks AMS:** Your go-to platform for viewing individual development plans and tracking athletic performance throughout the year.
  - **Influencer:** Platform for athlete branding or social media engagement.
  - **Notemeal:** Nutrition and meal planning for athletes.

*For assistance with setting up your Teamworks account, please contact your Sport Director directly.*

# COURSE SELECTION

The course selection process is a multi-step process that supports your educational journey at IMG Academy. Please follow the steps below to complete course selection:

## Step 1:

Request your student's final official transcripts from their current school utilizing the form below.

### [RECORD REQUEST FORM](#)

It is imperative that students successfully complete all of their coursework at their current school. Please do **NOT** withdraw your student prior to completion of course credit. If your arrival will be delayed, please complete the following form to notify the Academy: [2025-26 Post Check-in Arrival](#)

## Step 2:

Once your student-athlete's official transcript has been received, you will receive a confirmation email from [Transcripts@imgacademy.com](mailto:Transcripts@imgacademy.com). This email will include a link to book a course selection appointment with your College Counselor.

## Step 3:

In preparation for your course selection meeting, please review our [2025-26 Curriculum Guide](#) and the course selection planning guide that corresponds to your grade level:

### [HIGH SCHOOL COURSE SELECTION PLANNING GUIDE](#)

### [MIDDLE SCHOOL COURSE SELECTION PLANNING GUIDE](#)

### [DUAL ENROLLMENT COURSE SELECTION PLANNING GUIDE](#)

Student-Athletes who enroll in an AP course must complete a summer assignment, which will be due on the first day of class. [CLICK HERE](#) to access the list AP Summer Assignments.

## Step 4:

Following your meeting with your college counselor, you will receive an email confirming your student-athlete's course selections. The finalized class schedule will be available in Blackbaud beginning August 18th.

If you have any have questions, please reach out to [Registrar@imgacademy.com](mailto:Registrar@imgacademy.com)


























# LEARNING RESOURCE CENTER (LRC)

## LEARNING RESOURCE CENTER (LRC) 2025-26 SUPPORT SERVICES

IMG Academy meets its commitment to comply with Title III of the Americans with Disabilities Act by providing a range of student support services through the Learning Resource Center (LRC), which offers various levels of assistance based on individual needs. Enrollment in an LRC class, scheduled as part of a student's day, provides access to personalized academic guidance and executive functioning training in areas such as goal setting, time management, organization, and self-awareness. These services equip student-athletes with essential strategies for lifelong learning and personal growth. While the LRC supports students who require accommodations, comprehensive student services are available to all students, ensuring every student-athlete has access to the tools and resources needed for academic success.

## CONTACT INFO

Dr. Scott Nicklas  
Director of Educational Support  
Services  
[Scott.Nicklas@imgacademy.com](mailto:Scott.Nicklas@imgacademy.com)  
941-749-8717

|   | FOUNDATIONAL<br>SUPPORT   | CONSULTATION<br>SUPPORT   | COMPREHENSIVE<br>SUPPORT  |
|---|---|---|---|
| Review of Psychoeducational documentation by IMG Academy Learning Specialist  |    |    |    |
| Creation of Student Individualized Plan (SIP) by collaboration with teachers and parents  |    |    |    |
| Student Consultation with LRC Learning Specialist available during office hours   |   |    |    |
| Student Consultation with LRC Learning Specialist available during scheduled class times multiple times a week  |   |   |    |
| LRC Learning Specialist will coordinate with instructors for accommodations compliance with teaching staff  |   |  |  |
| Testing Center available for receiving testing accommodations   |  |  |  |
| Periodic grade checks with communication to parents   |   |  |  |
| Class observation for review of student performance for classroom support (requested by staff)  |   |  |  |
| Individual and/or small group sessions with LRC Learning Specialists during scheduled classes to build academic development, study strategies, executive functioning and organizational skills, and self-advocacy |   |   |  |
| LRC for individualized test assistance or one to one accommodations   |   |   |  |
| Coordinate College Board, ACT, and National Testing request and/or appeal for accommodations  |  |  |  |
| <b>SEMESTER FEE* (6th Grade - Post-Grad)</b>  | <b>NO COST</b>  | <b>\$650</b>  | <b>\$2,375</b>  |
| <b>ACADEMIC YEAR FEE* (6th Grade - Post-Grad)</b>   | <b>NO COST</b>  | <b>\$1,300</b>  | <b>\$4,750</b>  |

\*Pricing is subject to change

\*\*All families must enroll in one of these services during the enrollment process and ensure it is reflected on their enrollment agreement.

# THE BOARDING EXPERIENCE



IMG Academy's Ascender Halls and Activity Park were designed to ensure each student-athlete feels at home. Natural social gathering spaces and renowned sport courts as well as designated study rooms provide the ideal balance between athletics, academics, and student life. This tropical oasis in the heart of campus truly redefines the boarding school standard.

The comfort, safety and security of student-athletes is paramount to us. From our residence halls and live-in mentors to health services delivered by Johns Hopkins All Children's Hospital, to our growing number of dining options, we strive to make IMG Academy feel like a home away from home for student-athletes who come from all over the world.

## STUDENT LIFE - RESIDENTIAL MENTORS

- Residential Mentors at IMG Academy support boarding student-athletes by promoting a positive living environment and serving as primary contacts within the residence halls. Assigned to each floor, they help students navigate daily life, with the Student Life team available 24/7 for additional support.

## STUDENT LIFE - STUDENT ENGAGEMENT

- Our Student Engagement team organizes on-campus and off-campus activities during the students' free time outside of sport training and school. An activity schedule is released each week that includes all co-curricular activities, off-campus trips, community service, and student organization meetings. The activity schedule can be found on Teamworks and in the lobbies of all of the dormitories.

## HOUSING OFFICE

- The Housing Office is responsible for processing the Housing Applications through the Housing Portal for all Boarding Students. They will assign rooms and roommates based on specific criteria to ensure that you have been paired with an appropriate roommate option for the Academic Year.

## HOUSEKEEPING

- IMG Academy provides weekly housekeeping services in all boarding facilities, focusing on maintaining a hygienic, welcoming, and comfortable environment. Our dedicated team cleans and disinfects common areas, bathrooms, vanity spaces, and bedrooms thoroughly, ensuring students can focus on academics without concerns about cleanliness.

# HOUSING PORTAL, DORM & LAUNDRY

## THE HOUSING PORTAL

The Housing Portal is where boarding students will fill out their Housing Application for the upcoming academic year. The Housing Application will allow you to confirm demographic information we have on file, allow each student to answer several profile questions pertaining to their living and roommate preferences and give you the option to select a specific roommate to live with for the upcoming academic year. Every boarding student will also use the Housing Portal to complete their Roommate Agreement once each roommate has moved in to their dorm room.

### IMPORTANT DATES & INFORMATION

- Students must be enrolled to access the Housing Application within the Housing Portal.
- August 1 – Roommate Selection Deadline

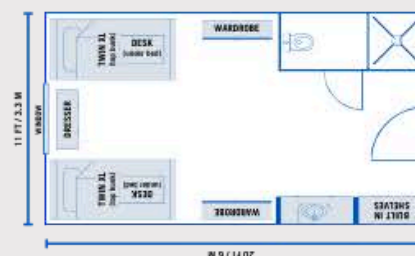
Any questions regarding the Housing Portal and Application process can be directed to the Housing Office - [Housing@imgacademy.com](mailto:Housing@imgacademy.com).

## HOUSING PORTAL

## ASCENDER HALL - STANDARD ROOM

### THE HUDDLE - DOUBLE OCCUPANCY

The Huddle is shared living at its finest! The two bunk beds/desk layout allows students-athletes to comfortably live with their roommate. Sized at 150 square feet, the Huddle also features a full private bathroom and shower, storage space and shelving, and access to all of Ascender Hall's amenities and conveniences specifically designed to make all of our student-athletes feel at home.



IMG Academy offers Single Occupancy room options at an additional cost. Click the link below to learn more about the different options offered and pricing.

## LAUNDRY FACILITIES

Each dorm has free, self-service laundry facilities available to students 24/7, providing flexibility for the student-athletes. Additionally, IMG Academy offers a convenient laundry service designed specifically for our student-athletes' busy schedules. Each student receives a 25 lb. laundry bag for weekly use, with two scheduled drop-off days per week and guaranteed 48-hour turnaround. Laundry is carefully washed using eco-friendly, hypoallergenic detergents, and clean clothes are delivered directly back to each student's dorm room, enabling students to focus more on academics and training.

For pricing information and/or to purchase the Laundry Service option, contact your Student-Athlete Advisor or the Enrollment Office at [EnrollmentOffice@imgacademy.com](mailto:EnrollmentOffice@imgacademy.com) or 941-752-2453.

## LAUNDRY & ROOM UPGRADES



## UPGRADED HOUSING & LAUNDRY

ACADEMY YEAR 2025-26

### UPGRADED HOUSING OPTIONS

Upgraded Housing at Ascender Hall provides student-athletes with premium, single-occupancy living options beyond the standard shared rooms. Each upgrade provides enhanced privacy, comfort, and customization options, with varying pricing based on room size and duration of stay.

| SINGLE OCCUPANCY UPGRADES | FULL YEAR | SEMESTER ONLY |
|---------------------------|-----------|---------------|
| <u>ACE ROOM</u>           | \$20,000  | \$11,700      |
| <u>CHAMPIONSHIP ROOM</u>  | \$22,000  | \$12,900      |
| <u>VICTORY ROOM</u>       | \$23,000  | \$13,500      |
| <u>GRAND SLAM ROOM</u>    | \$24,000  | \$14,100      |

### UPGRADED LAUNDRY SERVICE

IMG Academy offers a convenient laundry service designed specifically for busy boarding students. Each student receives a 25 lb. laundry bag for weekly use, with two scheduled drop-off days per week and guaranteed 48-hour turnaround. Laundry is carefully washed using eco-friendly, hypoallergenic detergents, and clean clothes are delivered directly back to each student's dorm room, enabling students to focus more on academics and training.

| BY SPORT         | FULL YEAR | FALL SEM. | SPRING SEM. |
|------------------|-----------|-----------|-------------|
| FOOTBALL*        | \$2,050   | \$1,250   | \$1,100     |
| SOCCER*          | \$1,950   | \$1,200   | \$1,100     |
| CROSS COUNTRY*   | \$1,850   | \$1,250   | \$1,100     |
| ALL OTHER SPORTS | \$1,750   | \$1,100   | \$1,100     |

*\*Sports that participate in pre- or post-seasons will have a pro-rated fee for the additional weeks the student is on campus.*



# UPGRADED HOUSING - ROOM TYPES

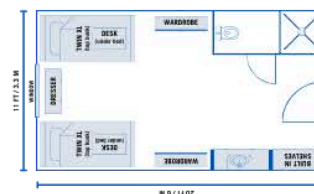
## ASCENDER HALL - STANDARD

### THE HUDDLE

INCLUDED WITH BOARDING TUITION

The Huddle is shared living at its finest! The two bunk beds/desk layout allows students-athletes to comfortably live with their roommate. Sized at 150 square feet, the Huddle also features a full private bathroom and shower, storage space and shelving, and access to all of Ascender Hall's amenities and conveniences specifically designed to make all of our student-athletes feel at home.

### DOUBLE OCCUPANCY



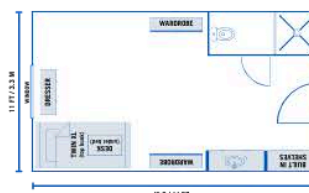
## ASCENDER HALL - ROOM UPGRADES

### THE ACE

\*FULL YEAR: \$20,000 | SEMESTER ONLY: \$11,700

Sized at 150 Square Feet, the Ace Room allows for on-campus housing at its peak! This layout, which mirrors that of The Huddle, allows for boarding student-athletes to live comfortably in their personalized, single residence hall room. Completely furnished with a bunk bed/desk, a full bath, and all of the additional seating and shelving options.

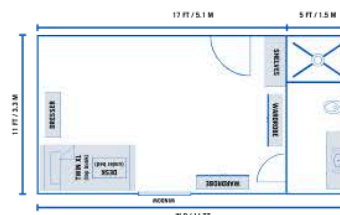
### SINGLE OCCUPANCY



### THE CHAMPIONSHIP

\*FULL YEAR: \$22,000 | SEMESTER ONLY: \$12,900

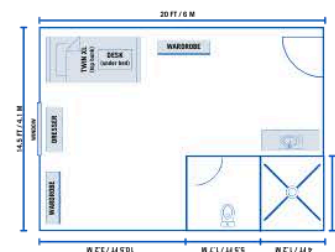
Championship is our third largest rooming option in Ascender Hall. Sized at 187 Square Feet, the private room provides ample room for additional living space, in addition to its bunk-style setup and full bath.



### THE VICTORY

\*FULL YEAR: \$23,000 | SEMESTER ONLY: \$13,500

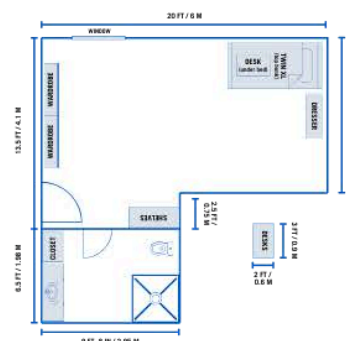
As the second largest living option, Victory gives you the best of both worlds. Sized at 221 Square Feet, the spacious layout features all of the benefits the Ace room has to offer. Take advantage of the additional space to add amenities and personalize your room.



### THE GRAND SLAM

\*FULL YEAR: \$24,000 | SEMESTER ONLY: \$14,100

Hit a Grand Slam this year with our premier housing option. Sized at 270 Square Feet, the Grand Slam layout is the largest living option for our student-athletes, providing an exclusive living area and enhanced bathroom design.



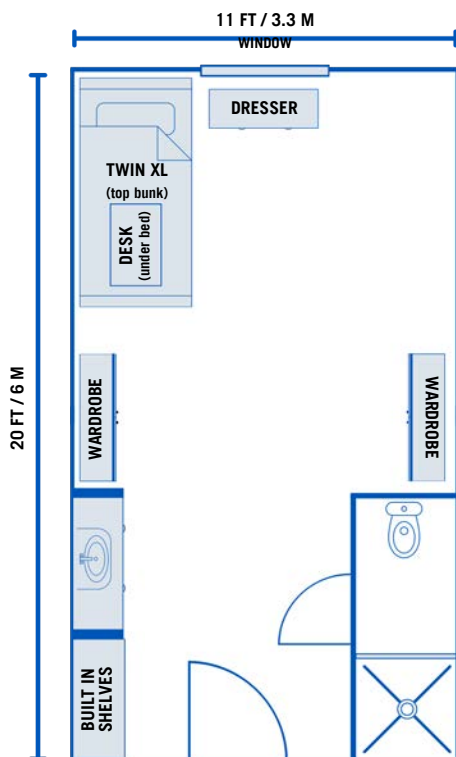
\*Room layouts subject to change based upon allocations of grades and buildings.

# UPGRADED HOUSING - ROOM TYPES

## ASCENDER HALL





### ACE ROOM

Sized at 150 square feet, the Ace Room allows for on-campus housing at its peak! This layout, which mirrors that of The Huddle, allows for boarding student-athletes to live comfortably in their personalized, single residence hall room. Completely furnished with a bunk bed/desk, a full bath, and all of the additional seating and shelving options. Personalize your space with one of six customizable furniture setups to make it truly your own!



\*FULL YEAR: \$20,000


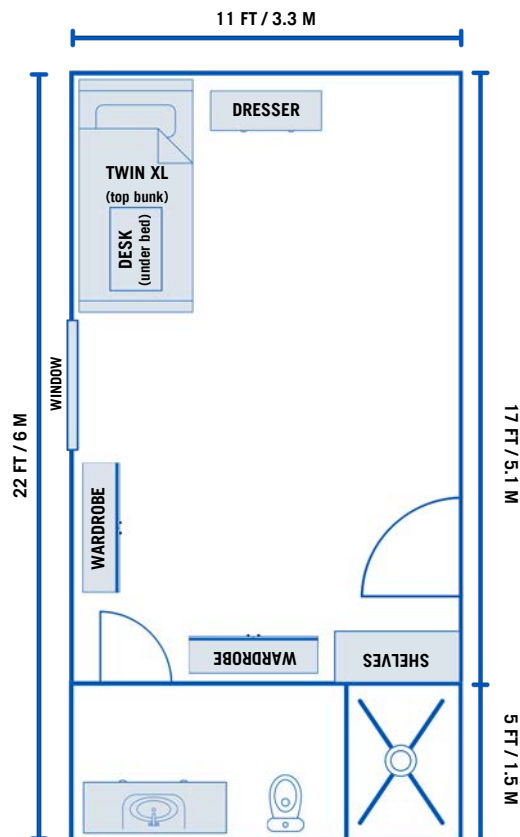
\*SEMESTER ONLY: \$11,700





## ASCENDER HALL CHAMPIONSHIP ROOM

The Championship room is our third largest option in Ascender Hall. At 187 square feet, this private room offers ample space for additional living, along with a bunk-style setup and a full bath. Personalize your space with one of six customizable furniture setups to make it truly your own!






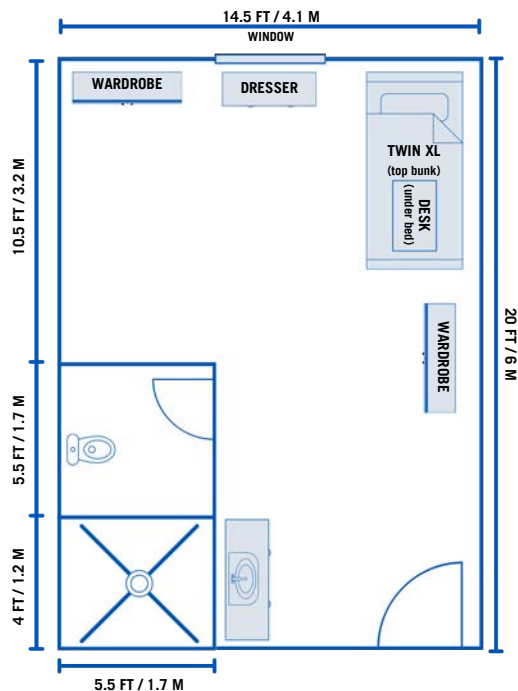
\*FULL YEAR: \$22,000  
\*SEMESTER ONLY: \$12,900

# UPGRADED HOUSING - ROOM TYPES

## ASCENDER HALL

### VICTORY ROOM

The Victory Room, as the second-largest living option, offers an ideal balance of space and comfort. Spanning 221 square feet, it features a spacious layout with a generous walk-in shower and the added benefit of extra room to accommodate your needs. Take full advantage of the room's larger footprint by incorporating personalized amenities and creating a space that truly feels like your own. With six customizable furniture setups to choose from, you can tailor the design to reflect your style and preferences.



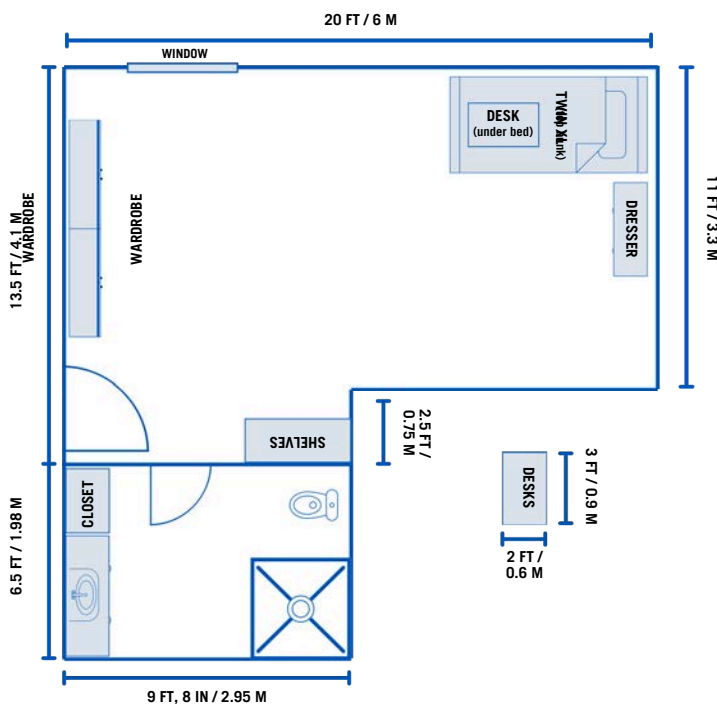


\*FULL YEAR: \$23,000  
\*SEMESTER ONLY: \$13,500



# UPGRADED HOUSING - ROOM TYPES

## ASCENDER HALL GRAND SLAM ROOM

Hit a Grand Slam this year with our premier housing option. Sized at 270 square feet, the Grand Slam layout offers the largest living space for our student-athletes, providing an exclusive living area and enhanced bathroom design. Personalize your space with one of six customizable furniture setups to make it truly your own!



\*FULL YEAR: \$24,000  
\*SEMESTER ONLY: \$14,100

# WHAT TO PACK - DORM ROOMS

## WHAT TO PACK – FOR YOUR ROOM:

**\*\* PLEASE MARK ALL BELONGINGS WITH STUDENT'S NAME \*\***

- 2 sets of Twin-XL Size Bedding (80")
  - Sheets (2 Fitted, 2 Flat)
  - Pillow Cases (2)
  - Blanket
- Bath/Hand Towels
- Alarm Clock
- Laundry Bags (2)
- Casual Dress for Extracurricular Activities
- School Uniform
- Dress Clothes/Shoes (1 set)
- Hangers
- Hats/Visors
- Swimming Suit/Beach Towel
- Light/Medium Weight Jacket
- Sunglasses
- Toiletry Bag/Toiletries
- Handsoap
- Sunscreen
- Water Bottle
- Laptop/Desktop Computer
- Laptop Cable Lock (optional)
- Padlock

## ASCENDER HALL TV & APPLIANCES GUIDE

| GRADE         | MICROWAVE* | FRIDGE** | TV        | OTHER COOKING APPLIANCES | GAMING CONSOLES |
|---------------|------------|----------|-----------|--------------------------|-----------------|
| MIDDLE SCHOOL | Yes        | Yes      | Up to 42" | None                     | 1 per room      |
| HIGH SCHOOL   | Yes        | Yes      | Up to 42" | Enclosed Element***      | No limits       |
| POST-GRAD     | Yes        | Yes      | Up to 42" | Enclosed Element***      | No limits       |

\*Microwave: Nothing larger than 1.2 cubic feet and wattage greater than 1200

\*\*Fridge: Nothing wider than 19.5"

\*\*\*Enclosed Element -

Allowed: electric kettles, coffee makers/Keurigs, mini-blenders, rice cookers.

Prohibited: air fryers, slow cookers, hot plates, toasters/toaster ovens, George Foreman grills.

## DORM ROOM RESTRICTIONS

- No exercise equipment that attaches to the walls, bed frames, doors, or door frames.
- Wall hangings and decorations may be attached by Command Strips but must be taken down in the appropriate manner to protect the walls from any damage.
- No sticky tac or putty
- No painting of walls or wall paper
- No holes in the walls: No thumb tacks, nails, screws, etc.
- No pets of any kind

# WHAT TO PACK - FOR SPORT & SCHOOL

## WHAT TO PACK – SPECIFIC ITEMS BY SPORT

|                 |   |   |                          |   |  |
|-----------------|---|---|--------------------------|---|--|
| <b>BASEBALL</b> | Baseball Glove<br>Baseball Bat<br>Arm Sleeves* (optional)<br>Sunglasses                               | Compression/Sliding Shorts<br>Protective Gear<br>(Elbow/shin guard, cup)  | <b>BASKETBALL</b>        | Additional Basketball Shoes*<br>Compression Gear*<br>Arm Sleeves* (optional)<br>Leg Sleeves* (optional) | Head Bands* (optional)   |
| <b>FOOTBALL</b> | Guardian Cap (optional)   |   | <b>GOLF</b>              | Golf Clubs<br>Golf Balls<br>Tees<br>Golf Shoes  | Extra Hats/Visors (3)<br>Range Finder (1)<br>Alignment Sticks<br>Umbrella<br>Golf Towel<br>Pushcart (optional) |
| <b>LACROSSE</b> | <b>GIRLS</b><br>Lacrosse Stick (2)<br>Colored Mouth Gaurds (2)<br>Compression Shorts<br>Sports Bras   | Personal Goalie Gear (1)<br>Goggles (1)                                   | <b>BOYS</b>              | Lacrosse Stick (2)<br>Elbow Pads (1)<br>Shoulder Pads (1)<br>Athletic Supporter (1)                     | Mouthguard (1)<br>Lacrosse Head (1)  |
| <b>SOCCER</b>   | Goal Keeper Gloves<br>Shin Guards   |   | <b>TRACK &amp; FIELD</b> | Additional training shoes*<br>Spikes<br>Rollout Yoga Matt (optional)                                    |  |
| <b>TENNIS</b>   | Tennis Rackets (3-5)<br>Tennis String** (2 Reels)<br>Tennis Grips** (2 Packs of 30)<br>Tennis Bag (1) | Tennis Shoes (2-4 Pairs)  | <b>VOLLEYBALL</b>        | Sports Bras<br>Elbow Pads*<br>Arm Sleeves*<br>Ankle Braces  |  |
| <b>GENERAL</b>  | Water Bottle/Jug** (1)<br>Socks*<br>Sunscreen/Bug Spray<br>Sunglasses                                 | Locker Lock (Small) (1)<br>Duffle Bag/Suitcase (1)<br>Towels<br>Band-Aids | <b>SOFTBALL</b>          | Softball Glove<br>Softball Bat<br>Sunglasses<br>Arm Sleeves *(Optional)                                 | Compression/Sliding Shorts<br>Protective Gear<br>(Elbow/shin guard, cup)<br>Catcher's gear *(if applicable)    |

\* Must be Under Armour

\*\* Can be purchased on campus



# WHAT TO PACK - FOR SCHOOL

## WHAT TO PACK – FOR SCHOOL

### MIDDLE SCHOOL SUPPLIES LIST

- Pencil Case (1)
- Pencil Sharpener (1)
- Index Cards (300)
- 3-Hole Wide Rule Paper (2 packs)
- Graph Paper (1 pack) \*4 squares per inch
- Colored Markers (1 pack)
- Dry Erase Markers (1 pack)
- Highlighters (1 pack)
- Glue Stick (1)
- 12-Inch Ruler (1)
- Scissors (1)
- Colored Pencils (1 pack)
- Protractor (1)
- Erasers (1 pack)
- Four-Function Calculator (1)
- Pencils (1 pack)
- Red Pens (1 pack)
- Blue & Black Pens (3)
- White out Tape (1)
- Composition Notebook (3)
- Binders (3) \*White, 2-inch
- Laptop and Charger (1) \*Required for Grade 6 - PG

### HIGH SCHOOL SUPPLIES LIST

- Two-Pocket Folder (5)
- Three-Ring Binder (2)
- Five Subject Dividers (2)
- Pencil Erasers (1 set)
- Large Eraser (1)
- Glue Sticks (2)
- Highlighters (1 pack)
- 3x5 Index Cards (2 packs)
- Five Subject Notebook (1)
- One Subject Notebook (1)
- 3-Hole College Ruled Paper (1 pack)
- Graph Paper (1 pack) \*4 squares per inch
- Blue & Black Pens (5 each)
- Pencil Case (1)
- Colored Pencils (1 box)
- Pencils (12)
- Post-Its (1 pack)
- 12-inch Ruler (1)
- White Out Tape (1)
- Laptop and Charger (1) \*Required for Grade 6 - PG

### SPECIALTY ITEMS

The following specialty items may be required for the courses listed:

- **TI-84 Plus CE (Calculator)**
  - AP Statistics
  - AP Pre-Calculus
  - AP Calculus AB & BC
  - AP Physics C: Mechanics
  - Honors Physics
  - Algebra II & Algebra II Honors
  - Honors Calculus
  - Pre-Calculus & Honors Pre-Calculus
  - Statistics & Honors Statistics
  - Geometry & Honors Geometry
  - Discrete Mathematics
  - Algebra I & Algebra I Honors
  - Math 8
- **TI-30 (Calculator)**
  - Math 6
  - Math 7

## GENERAL TECHNOLOGY REQUIREMENTS

- 8 GB of RAM
- 128GB hard drive
- Wireless card must support 802.11a (5GHz) standard
- Screen size should be a minimum 11"
- Battery life rating for a minimum of 5 hours of video playback
- Full-size keyboard

To best support your student-athlete's academic experience, we recommend the use of a Mac or PC laptop. Devices such as iPads, Android tablets, and Chromebooks do not meet the school's technology requirements and are not compatible with several of our instructional platforms and digital assessments. As such, they should not be used as a student's primary device.

We appreciate your partnership in ensuring your student is equipped for success.



# STUDENT ENGAGEMENT

## STUDENT ENGAGEMENT

Our Student Engagement team organizes fun, supervised activities for boarding and day students during free time outside of training and classes. These include game nights, movie nights, photo booths, arts & crafts, and more. The Student Engagement Team releases a new activities schedule every week.

### RECREATION & ACTIVITIES PARK

Located near the dorms, the Activities Park features:

- Olympic-sized pool with cabanas
- Sand volleyball courts
- Outdoor basketball & tennis courts
- Multi-purpose turf field
- Lounge areas for relaxing and socializing



CLICK OR SCAN THE QR CODE ABOVE FOR  
ACTIVITIES CALENDAR, TRIP SIGN UPS &  
CLUBS OFFERED.

### OFF-CAMPUS TRIPS

Students may also join supervised outings to places like theme parks, shopping centers, or other local attractions. These are seasonal and depend on health and safety protocols.

- Additional costs (transport, entry fees) apply and can be deducted from a student's personal account or paid in advance through a service specialist.
- Most trips can be signed up for via REACH.
- Special events (e.g., Prom, Homecoming) require separate registration. Charges will apply to the card on file unless otherwise arranged.

### STAYING INFORMED

Activity updates and schedules can be found:

- On Teamworks
- On Instagram: [@blueplaybook](https://www.instagram.com/blueplaybook)
- In dorms (front desks & hallways)
- On TVs around campus
- Community Board in the Campus Center





# REACH: STUDENT LEAVE REQUEST SYSTEM



IMG Academy has implemented the REACH Student Life Management system to enhance the safety and security of student-athletes.

Key features of this platform include:

- **PAPERLESS LEAVE REQUESTS**

REACH allows boarding student-athletes to submit leave requests electronically, streamlining approvals for parents/guardians, hosts, and school staff.

- **PARENT/GUARDIAN APPROVAL VIA EMAIL**

Leave approvals are granted through automated emails sent to parents/guardians—no separate REACH account is needed.

- **MANDATORY LEAVE APPROVAL**

All leave requests must be approved in REACH before a student-athlete can leave campus, unless it's an IMG-chaperoned trip.

- **REAL-TIME UPDATES**

Once a leave request is approved, REACH records the action and notifies Student Life that permission has been granted.

- **SECURE ACCESS & GUIDANCE**

Student-athletes receive login credentials and training for REACH; additional steps may apply depending on the leave type and host involved.

## THE PROCESS

1. The student-athlete will create a request to leave campus through the REACH system.
2. Parents/guardians will grant this permission through the automated email that REACH will send upon the student-athlete's submission of the leave request. Based on Academy procedures, parents/guardians may be asked to verify and give permission for a particular leave.
3. If approved by the parent/guardian, the action is recorded by the REACH system and will inform Student Life that permission has been granted.

Additional approval steps may be required from the designated Host and/or IMG Academy staff contingent upon the Leave Type. For more information, please refer to the Student-Athlete and Parent Handbook.



## QUESTIONS?

Please do not hesitate to reach out to the student-athlete's Residential Mentor or the Student Life team:

Ascender East: [IMGASLEast@imgacademy.com](mailto:IMGASLEast@imgacademy.com)  
Ascender North: [IMGASLNorth@imgacademy.com](mailto:IMGASLNorth@imgacademy.com)  
Ascender South: [IMGASLSouth@imgacademy.com](mailto:IMGASLSouth@imgacademy.com)  
Ascender West: [IMGASLWest@imgacademy.com](mailto:IMGASLWest@imgacademy.com)  
Day Students: [IMGASLDayStudents@imgacademy.com](mailto:IMGASLDayStudents@imgacademy.com)

# VEHICLE AND PARKING INFO

## VEHICLE POLICY:

### WHAT ARE THE POLICIES, WHAT ARE ALLOWABLE?

- Students who are at least 18 years of age are permitted to have a vehicle on campus. They must register the vehicle with the Academy and provide a copy of the students' valid license, proof of insurance, and registration.
- Registration sticker must be displayed on the students' vehicle.
- Local Sign Out Policy form (p.48) with student and parent signatures must be on file.
- Car keys must be kept with Student Life staff at the corresponding dorm desk and may be checked out when the student signs out.

### ON-CAMPUS TRANSPORTATION

- Golf carts, e-bikes, e-scooters, e-skateboards, and other like motorized modes of transportation are strictly prohibited for all student-athletes, including Day students, and guests at IMG Academy. Only IMG Academy staff are permitted to operate a golf cart.
- Non-motorized bicycles remain permitted (must be registered with Campus Safety).

## PARKING:

Parents dropping off their students should park in the lot near the Welcome Center located in the Campus Center. Please ask the entry gate upon entering if you have questions regarding parking or directions.

IMG Academy offers a Tram Service to navigate campus upon arrival and during your student's stay. There is a tram stop located behind the Campus Center. If you are staying at Legacy Hotel, we also offer parking on-site as well as a Valet Cart service that operates upon request to campus.

- Parents can [request a parking pass](#) via the QR Code below or by entering/leaving campus from the Campus Safety staff at the gate.
- Please note, students will be permitted to utilize a ride sharing service (Uber, Lyft, etc.) to leave campus with an approval from parents through REACH.



## VEHICLE DECAL REQUEST FORM:



SCAN OR CLICK THE QR CODE ABOVE

# CAMPUS SAFETY & INCLEMENT WEATHER

## WHAT MEASURES ARE IN PLACE TO KEEP MY STUDENT SAFE?

### ARMED SECURITY PRESENCE:

- Trained and certified armed and unarmed security personnel are on-site 24/7 to deter and respond to potential security threats. Periodic emergency drills ensure that both students and staff are well-prepared and familiar with the safety protocols.

### ACCESS CONTROL AND SURVEILLANCE:

- The campus is equipped with a comprehensive access control system to monitor and regulate entry and exit points.
- Surveillance cameras are strategically placed throughout the campus to enhance visibility and monitor key areas, contributing to a proactive security approach.

## WHAT MUST WE DO SO OUR STUDENT MAY HAVE A BICYCLE ON CAMPUS?

- Peddle bikes are permitted as long as students register their bike with a campus safety officer each academic year.
- Bikes are secured (locked) only in bike racks located across campus
- Motorized (electric) bikes, scooters and the like are prohibited
- Refer to IMG Academy Student Handbook for more information

## WEATHER SAFETY

In case of rain or inclement weather, all of our sport programs have a rain contingency plan for every session. Our coaches can pivot at a moment's notice in order to continue instruction safely.

Weather Safety Alerts will go into effect if lightning or other inclement weather is within a certain distance from the Academy. An alarm will sound to notify all staff and student-athletes that campus is under a weather safety alert. When weather conditions are at their most severe, all persons will be required to remain indoors until the weather safety alert is lifted. A second alarm will sound to notify all persons on campus that the weather safety alert has been lifted.

If student-athletes need to get anywhere while a weather safety alert is in effect, our transportation department will arrange for buses, vans or other forms of transportation to safely transport student-athletes if necessary. If it is not deemed necessary, student-athletes will stay put until the weather safety alert is lifted.

Further instructions about Weather Safety will be reviewed during orientation on check-in day.

## WEATHER EMERGENCY EVACUATION PLAN

At IMG Academy, the safety and well-being of our student-athletes are our top priorities. Per the Inclement Weather Policy in the Parent & Student Handbook, in preparation for potential emergencies, such as hurricanes, we require each family to establish a clear and actionable evacuation plan. This proactive measure ensures that, in the event of a major emergency, we can swiftly and effectively minimize uncertainty during critical times. To support planning, all boarding student families must complete and submit a mandatory Evacuation Plan via an assigned IMG Academy platform.



## HEALTH SERVICES

HEALTH SERVICES PROVIDED BY JOHNS HOPKINS ALL CHILDREN'S HOSPITAL



Johns Hopkins All Children's Hospital provides the health care services for the students of IMG Academy. The Health Services team is honored to oversee your child's day to day health care. Health Services is an on campus facility open 24 hours per day. Care provided includes first aid, distribution of medication and supplements that are not permissible in the student's room, nurse visits or more complex physician appointments if needed during student's stay at IMG Academy. Health Services staff of nurses are available 24 hours a day to address your participant's medical needs. If you have any questions, please feel free to contact us at 941-752-2479 or email [healthservices@imgacademy.com](mailto:healthservices@imgacademy.com).

### ADMINISTERING PRESCRIPTION MEDICATION WHILE AT IMG ACADEMY

Parents/guardians and students are required to provide Health Services with a current list of all medications, prescribed or over the counter, which the student currently takes. These must be listed on the Medication Authorization form and signed by the prescriber. It is the sole responsibility of the parent/guardian to notify Health Services in order to update the student's medication administration plan with respect to any medication(s), dosing revisions, health status changes, and submit the correct Medication Authorization form. Students who do not take medication as prescribed by their doctor or who fail to follow their doctor's orders may be considered unfit to participate in their sport program.

Parents of non-boarding students are expected to attend to students' medication needs outside of school whenever possible; however, if a non-boarding student must take a daily prescription medication during school hours, parents are expected to provide the medication in original prescription bottles with the instructions in English to Health Services for administration.

For health and safety reasons, it is our policy that Health Services administer prescription medication to boarding students. Daily prescription medication must be turned into Health Services upon check-in to school. All medications must be in the original prescription bottles with the instructions in English for administration with the student's name, date of birth and all prescribing information. Health Services will work with local pharmacies to fill prescriptions if this is necessary for your child while attending boarding school.

Medications will be dispensed by Health Services staff or by Academy personnel who have been designated in accordance with the Academy's policy regarding the administration of prescription medication. Students are required to report to Health Services to receive their prescription medication in accordance with their treatment plan and missing a required dosage may result in disciplinary action and/or removal from participation in their sport program.

### WHAT HAPPENS IF MY STUDENT-ATHLETE DOESN'T COME TO TAKE HIS MEDICATIONS?

Notices are sent to you and your child that a medication dose has been missed. If the dose continues to be missed these messages are escalated and a parent/guardian phone call is initiated.

### DO ALL MEDICATIONS FOR MY STUDENT-ATHLETE NEED TO BE KEPT IN HEALTH SERVICES EVEN THOUGH MY STUDENT-ATHLETE HAS MANAGED THEM ON THEIR OWN AT HOME?

Yes. There are only a few medications that student-athletes may keep in their rooms - among them emergency medications. A full list is available for you from Health Services.

### WHAT HAPPENS WHEN MY STUDENT-ATHLETE IS SICK?

Your student-athlete is seen by a nurse in Health Services and assessed as to problem and plan for care. If your student-athlete is feverish or infectious they will remain in Health Services until that time has passed and they can be released. If a higher level of care is required, a physician appointment will be made in consultation with the parent/guardian.

Emergency allergy control medication (EpiPens), topical creams, cleansers, eye drops, inhalers, nasal sprays, oral contraceptives, insulin, ibuprofen, non-sedating and non-decongestant antihistamines including Zyrtec (Cetirizine), Claritin (Loratadine), and Allegra (fexofenadine); throat lozenges/cough drops and other over the counter medications approved in writing by Health Services.



# HEALTH SERVICES

## BOARDER VS DAY STUDENT CARE

| HEALTH CARE SERVICES PROVIDED                      | BOARDING STUDENTS  | DAY STUDENTS   |
|--|--|--|
| EMERGENCY CARE                                     | ✓  | ✓<br>*Day students sent off campus by EMS must have a parent/guardian meet JHACH nursing staff to assume care of their student |
| BASIC FIRST AID                                    | ✓  | ✓  |
| OBSERVATION CARE                                   | ✓  | ✗<br>*Day students sent home with illness must be picked up by a parent/guardian within one hour                               |
| POST-OP SURGICAL CARE                              | ✗  | ✗  |
| COORDINATION OF MD SPECIALTY CARE APPOINTMENTS     | ✓  | ✗  |
| ADMINISTRATION OF PRESCRIPTION AND OTC MEDICATIONS | ✓  | ✓<br>*Will provide emergency medication administration such as an Epi Pen for allergic reactions                               |
| BEDSIDE CARE AT JHACH MAIN CAMPUS                  | ✗<br>*Highly encourage a parent/guardian to be with their child when they are admitted | ✗  |



# TRANSPORTATION

## AIRPORT TRANSPORTATION

IMG Academy has partnered with Dolphin Transportation as our main transportation service provider.

### AIRPORTS SERVED

- Sarasota-Bradenton Airport (SRQ)
- Tampa International Airport (TPA)
- St. Pete-Clearwater Airport (PIE)
- Orlando International Airport (MCO)
- Miami International Airport (MIA)
- Ft. Lauderdale-Hollywood International Airport (FLL)
- Southwest Florida International Airport (RSW)



SCAN OR CLICK THE QR CODE ABOVE  
TO BOOK AIRPORT TRANSPORTATION

### SERVICE OPTIONS

- **Unaccompanied Minor (UM) Service**

This service is designed specifically for minors traveling alone and is required for all UM airline bookings. Dolphin staff will meet the minor at the gate for both pickup and drop-off, ensuring safe and supervised travel. The service includes up to two hours of wait time and is provided in a private vehicle for maximum comfort and security.

- **Private Car Service**

Ideal for families or those preferring a more flexible arrangement, the Private Car Service offers door-to-door transportation in a private vehicle. Pricing is per vehicle, making it a great option for groups or individuals seeking personalized travel without the constraints of a shared ride.

### HOW IT WORKS

All transportation bookings are handled directly by Dolphin. IMG Academy does not collect payments or manage transactions. While there is no strict cutoff time for booking, rides can often be arranged with as little as 1–2 hours' notice. For all questions, schedule changes, or last-minute needs, families should contact Dolphin Transportation directly.

**Booking/Customer Service:** 1-239-530-0100

**Email:** [imga@dolphintransportation.com](mailto:imga@dolphintransportation.com)





# ON-CAMPUS DINING

## THE CHAMPIONS CAF

A buffet-style dining experience located in the Campus Center.

### MEAL TIMES

- Breakfast: 6am-9am
- Lunch: 11am-1:30pm
- Dinner: 4:30pm-7:30pm (Monday - Friday) & 4:30pm-7pm (Saturday & Sunday)

*\*These times are subject to change. Students will be notified of any changes in operating hours*

- Boarding students will receive breakfast, lunch, and dinner at The Champions Caf.
- Day students will receive lunch at The Champions Caf. You may also purchase an upgraded meal package through the your service specialist.

## ADDITIONAL DINING OPTIONS:



The Café offers a tantalizing selection of frothy hot and cold beverages featuring [BLCK&BOLD Coffee](#) and [SMITH Tea](#). In addition to a signature selection of grab and go offerings and delectable baked goods. Come taste our seasonal limited time offer!



Smoothie Lab features a crafted selection of smoothies, Acai Bowls and BOBA to add variety to traditional smoothie options. Cool off after a work out with a refreshing treat!



Bowl'd, a concept similar to Chipotle or Cava, this location accommodates a wide variety of rotating menu options to cater to different tastes and preferences and keeps your tastebuds excited! The rotating piece of the menu features Asian inspired stir fry bowls, Indian bowls, Mediterranean bowls, Japanese hibachi bowls to compliment a static menu of familiar favorites like chicken, rice, guac, cheese, and more.



MELT'D is focused on unique hot pressed sandwiches. Like the Bowld concept, this menu has a static menu offering standard favorites like ham, turkey, Italian sandwiches, cheesesteaks, meatball subs, and BBQ but also include a rotation of limited time offer specials...also, delicious house made dough pizza options are available daily.



Mad Char is comprised of traditional grilled favorites featuring natural meats, proteins and fresh vegetables. This concept is inclusive of both burger and chicken options as well as fries, onion rings and other familiar side items for students. And of course, their all time favorite, milkshakes!

# FAMILY ACCOMMODATIONS & LOCAL AREA INFO

## ACCOMMODATIONS FOR THE ENTIRE FAMILY

### LEGACY HOTEL AT IMG ACADEMY:

Located steps away from the world-renowned IMG Academy, Legacy Hotel is a lifestyle boutique hotel available to families, parents, and guests. Amenities include a resort-style pool, fitness center, Icon Eatery & Bar, grab & go meals, and more. Legacy Hotel is just minutes from Bradenton, Anna Maria Island, and Sarasota and allows guests to enjoy both the on-campus programming as well as local area attractions.

Operated by Legacy Hotel, Academy Park Villas are apartment homes that are fully-furnished and include a common area with a large screen TV, a laundry room with washer and dryer, and a full-size kitchen. Academy Park Villa guests have access to all of the same amenities as hotel guests, such as the resort-style pool and fitness center, while staying in either a three or four-bedroom apartment.

Conveniently located on IMG Academy's East Campus, The Lodge provides an ideal accommodation option for guests. Comfortably-appointed rooms and suites offer a wide range of features, from our ultra-convenient single clubrooms to our spacious three bedroom suites.

Visit Accommodations and Travel on our website for more information and to book your stay.

Note: Pets are not allowed on campus with the exception of service dogs.



Visit [imglegacyhotel.com](http://imglegacyhotel.com) for more information, or call 941-245-1900 to book your stay.

## LOCAL AREA INFORMATION

MG Academy is surrounded by many wonderful beaches and local attractions. Take time to explore the Bradenton/Sarasota area while your student is at school! Below is a map of some local destinations we think you may enjoy.

### RECOMMENDED LOCAL DESTINATIONS/RESTAURANTS:

#### ANNA MARIA ISLAND:

- [Beach House](#)
- [Shore](#)
- [Anna Maria Oyster Bar](#)
- [The Waterfront](#)

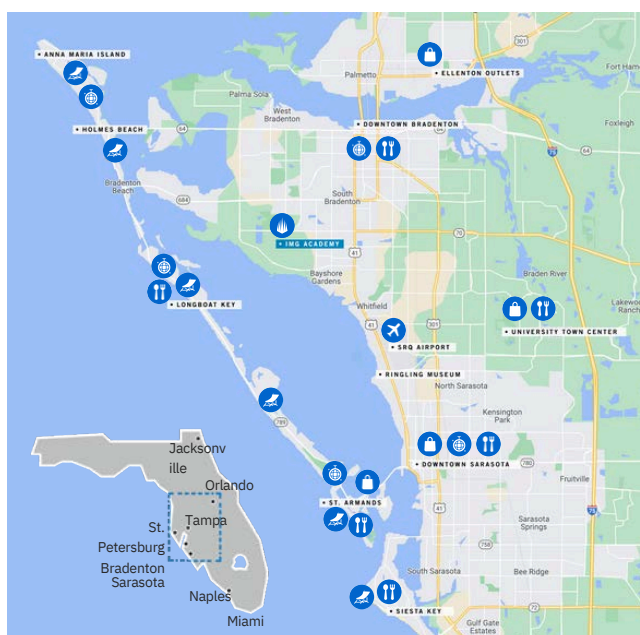
#### BRADENTON:

- [Icon Eatery & Bar](#)
- [Pier 22](#)
- [Chateau 13](#)
- [South Philly](#)
- [O'Bricks](#)
- [Rocco's](#)
- [Oak & Stone](#)

#### SARASOTA:

- [University Town Center \(UTC\)](#)

- SHOPPING
- NIGHTLIFE
- BEACHES
- AIRPORT
- DINING



# IMG ACADEMY DIRECTORY

## CAMPUS CONTACTS

Below is a list of key departments and contacts across IMG Academy that students and families may need during their time with us. Whether you have questions, need support, or want to connect with a specific team, this directory provides the phone numbers and emails to help you get in touch quickly and efficiently.

|                            |  |  |
|----------------------------|--|--|
| <b>ACADEMICS</b>           |  (941) 739-3964   |  <a href="mailto:Academics@imgacademy.com">Academics@imgacademy.com</a>                 |
| <b>ASCENDER HALL EAST</b>  |  (941) 749-8673   |  <a href="mailto:IMGASLEast@imgacademy.com">IMGASLEast@imgacademy.com</a>               |
| <b>ASCENDER HALL NORTH</b> |  (941) 749-8727   |  <a href="mailto:IMGASLNorth@imgacademy.com">IMGASLNorth@imgacademy.com</a>             |
| <b>ASCENDER HALL SOUTH</b> |  (941) 749-8794   |  <a href="mailto:IMGASLSouth@imgacademy.com">IMGASLSouth@imgacademy.com</a>             |
| <b>ASCENDER HALL WEST</b>  |  (941) 749-8701   |  <a href="mailto:IMGASLWest@imgacademy.com">IMGASLWest@imgacademy.com</a>               |
| <b>CAMPUS DESK</b>         |  (941) 749-8747   |  <a href="mailto:campusdesk@imgacademy.com">campusdesk@imgacademy.com</a>               |
| <b>TRANSPORTATION</b>      |  (941) 752-2568  |  <a href="mailto:transportation@imgacademy.com">transportation@imgacademy.com</a>      |
| <b>HEALTH SERVICES</b>     |  (941) 752-2479 |  <a href="mailto:healthservices@imgacademy.com">healthservices@imgacademy.com</a>     |
| <b>PARENT RELATIONS</b>    |  (941) 290-4085 |  <a href="mailto:Parent.relations@imgacademy.com">Parent.relations@imgacademy.com</a> |
| <b>LEGACY HOTEL</b>        |  (941) 245-1900 |  <a href="mailto:info@imglegacyhotel.com">info@imglegacyhotel.com</a>                 |
| <b>PROSHOP / BOOKSTORE</b> |  (941) 749-8754 |  |

## NOT SURE WHO TO CONTACT?

Call Boarding School Support at 941-749-8757 or  
email [imga.schoolsupport@imgacademy.com](mailto:imga.schoolsupport@imgacademy.com)  
Hours of Operation - 8:30am-6pm EST, Monday to Friday

Call Operator Line at 800-872-6425  
Hours of Operation - 7am-10pm EST, 7 days a week

# PREMIER PARTNERS

## GATORADE



Hydration - Part of playing at one's best means staying hydrated. When an athlete fails to replace the fluids and electrolytes lost through sweat, they can become dehydrated. Gatorade re-hydrates better than water by putting the essential electrolytes back into an athlete's body and delivers carbohydrates that energize muscles and the brain. Student-Athletes should be instructed about the importance of adequate fluid consumption. Student-Athletes may be training outdoors in a hot and humid climate where dehydration can occur quickly. Gatorade is one of IMG Academy's Premier sponsors, and we have integrated the Gatorade Product Portfolio into our athletes' workout sessions. We want to take each student-athletes game to the next level, and Gatorade is committed to helping participants get there. Gatorade will be providing products strategically placed around campus to fuel athletes on their athletic journey.

### STUDENT-ATHLETES WILL FIND:

- Gatorade Thirst Quencher: Proven hydration to replace what is lost through sweat. Available in coolers at your sport AND at both Gatorade Fuel Bars.
- Gatorade Recover: Protein to help rebuild muscle. Available in a Gatorade Recover Shake or Recover Bar for the end of the day either in the Gatorade Fuel Bars or at sport.

## UNDER ARMOUR



Under Armour is the OFFICIAL PERFORMANCE APPAREL AND FOOTWEAR SPONSOR

Under Armour's mission is to make all athletes better through passion, science, and the relentless pursuit of innovation. Every Under Armour product is doing something for you; it's making you better. Founded in 1996 by former University of Maryland football player Kevin Plank, Under Armour is the originator of performance apparel - gear engineered to keep athletes cool, dry and light throughout the course of a game, practice or workout. The technology behind Under Armour's diverse product assortment for men, women and youth is complex, but the program for reaping the benefits is simple: wear HeatGear® when it's hot, ColdGear® when it's cold, and AllSeasonGear® between the extremes.

### STUDENT-ATHLETES WILL GET:

Sport-specific gear packs outfitted by Under Armour at the start of the season.





**ONE CAMPUS. BOUNDLESS POTENTIAL.**